

REDUCED COMPLICATIONS,
REDUCED PAIN.

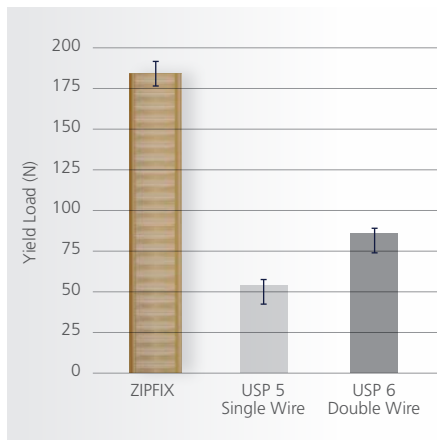
caseCLOSED

Sternal ZIPFIX® System

**Reduced complications,
reduced pain.**

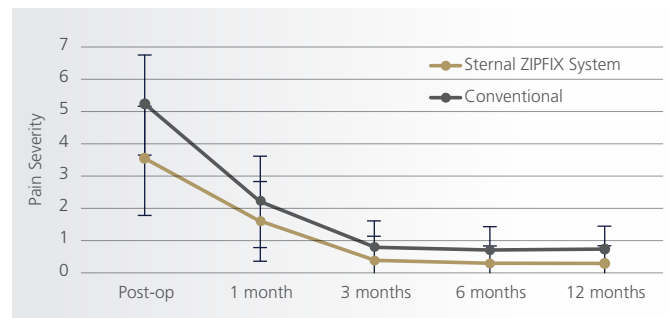
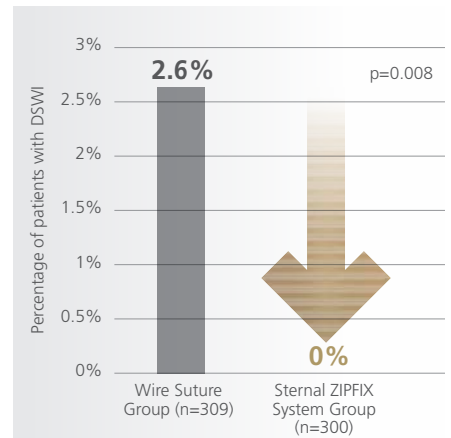
Yield load* in poor-quality bone until cut-through⁴

With a larger implant-to-bone contact area, clinical testing showed that the Sternal ZIPFIX System provides increased resistance to implant cut-through in the sternum as compared to stainless steel wire.



Incidence of Deep Sternal Wound Infection after sternal closure

The Sternal ZIPFIX System is designed to enhance clinical outcomes by reducing post-operative sternal complications. A reduction in deep sternal wound infection was reported by Stelly et al⁵ (609 patients). Nezafati et al⁶ (326 patient randomized controlled trial) reported a reduction in sternal dehiscence and significant reduction in the severity of pain score.

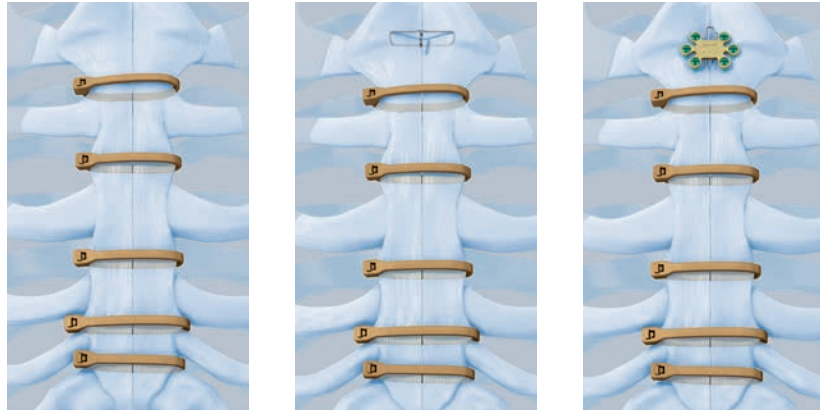


*Mechanical test results may not necessarily be indicative of clinical performance.

Indications

The DePuy Synthes Sternal ZIPFIX® System is intended for primary or secondary closure/repair of the sternum following sternotomy or fracture of the sternum to stabilize the sternum and promote fusion.

Please refer to package insert for the full list of contraindications, warnings, precautions, and/or possible adverse events.



Product Information

Sternal ZIPFIX Implants

08.501.001.01S	Sternal ZipFix, with Needle, sterile
08.501.001.05S	Sternal ZipFix, with Needle, sterile, 5-pack
08.501.001.20S	Sternal ZipFix, with Needle, sterile, 20 pack



Sternal ZIPFIX Instrument Set (01.501.006)

68.501.001	Graphic Case
03.501.080	Application Instrument
398.903	Sternal Reduction Forceps
391.905	Cable Cutter

Also Available

Titanium Sternal Fixation Kit

460.171S	Large H-plate, with 12 mm Self-Drilling screws, sterile
460.172S	Large H-plate, with 14 mm Self-Drilling screws, sterile

1. DePuy Synthes, Data on File. Static and Dynamic Tensile Testing of Sternal ZIPFIX System. MT10-689
2. DePuy Synthes, Data on File. Sternal Tie Implant Dynamic Fatigue Tests. Mechanical Test Number: SET_20090748.
3. DePuy Synthes, Data on File. Sternal ZIPFIX Fatigue and Static Tension Testing. Mechanical Test Number: SET_20100871
4. DePuy Synthes, Data on File. Implant Cut-Through Test. Mechanical Test Number: SET_20100414
5. Stelly MM, Rodning CB, Stelly TC. Reduction in deep sternal wound infection with use of a peristernal cable-tie closure system: a retrospective case series. *J Cardiothorac Surg.* 2015;10(166):1-7.
6. Nezafati P, et al. ZIPFIX Versus Conventional Sternal Closure: One-Year Follow-Up. *Heart, Lung and Circulation* (2018).
7. LaPar et al. A contemporary cost analysis of postoperative morbidity after coronary artery bypass grafting with and without concomitant aortic valve replacement to improve patient quality and cost effective care. *Ann Thorac Surg.* 2013;96(5):1621-1627.

Some devices listed in this brochure may not have been licensed in accordance with Canadian law and may not be for sale in Canada. Please contact your Sales Consultant for items approved for sale in Canada.

Please contact your DePuy Synthes Sales Consultants for details. To order, call Synthes Customer Service at (800) 523-0322.

Limited Warranty and Disclaimer: DePuy Synthes CMF products are sold with a limited warranty to the original purchaser against defects in workmanship and materials. Any other express or implied warranties, including warranties of merchantability or fitness, are hereby disclaimed.

WARNING: In the USA, this product has labeling limitations. See package insert for complete information.

CAUTION: USA Law restricts these devices to sale by or on the order of a physician.

Not all products are currently available in all markets.



Synthes USA Products, LLC
1302 Wrights Lane East
West Chester, PA 19380
Telephone: (610) 719-5000
To order: (800) 523-0322

Synthes USA, LLC
1101 Synthes Avenue
Monument, CO 80132

www.depuysynthes.com