

DERMABOND® PRINEO® Skin Closure System

Recommendations to Help Minimize Skin Reactions



Skin reactions (i.e., redness, itchy rashes, blisters, etc.) occur after the use of DERMABOND PRINEO System in a very small population of patients. Using the recommendations below, which are based on the product label, the potential for these reactions may be minimized.

Before Applying the Product – Patient Selection

DERMABOND PRINEO System should not be used in patients with a known hypersensitivity to cyanoacrylate, formaldehyde, benzalkonium chloride (BAC), or pressure-sensitive adhesives.¹ Because these ingredients can also be found in non-medical devices such as household or beauty products, ask your patient about any previous skin reactions to the following products as this may indicate a sensitivity to the ingredients in DERMABOND PRINEO System.


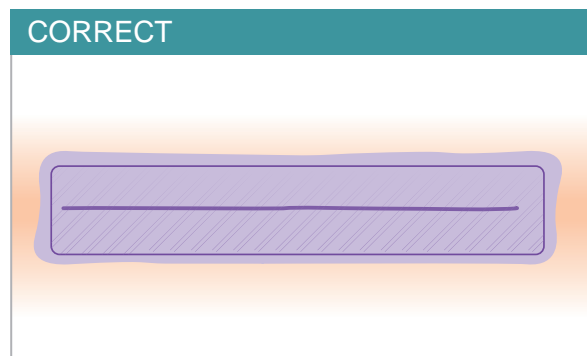
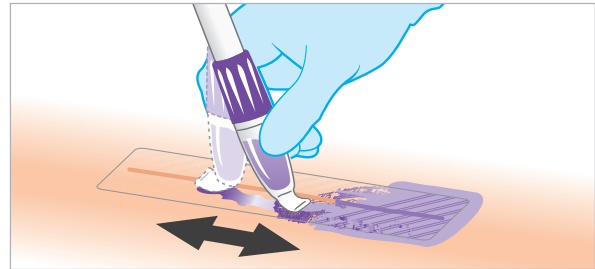
Cyanoacrylate	Super glue, False eyelashes, False fingernails			
Formaldehyde	Paints, Varnishes, Industrial adhesives (e.g., carpet glue)			
Benzalkonium chloride (BAC)	Cosmetics, Cleaning wipes (e.g., Lysol® wipes), Antibacterial adhesive bandages			
Pressure-sensitive adhesives	Adhesive bandages, Athletic tape, First-aid tape			

Product Application

Properly apply the topical skin adhesive over the mesh to minimize the risk of skin reactions

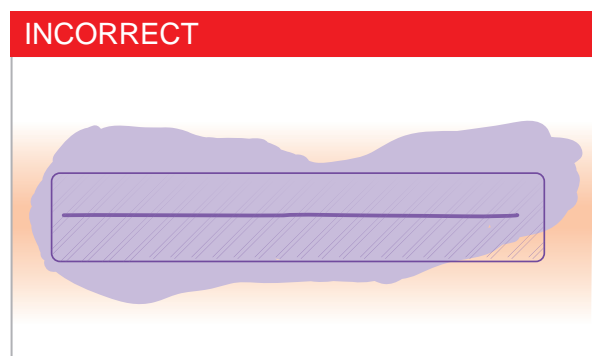
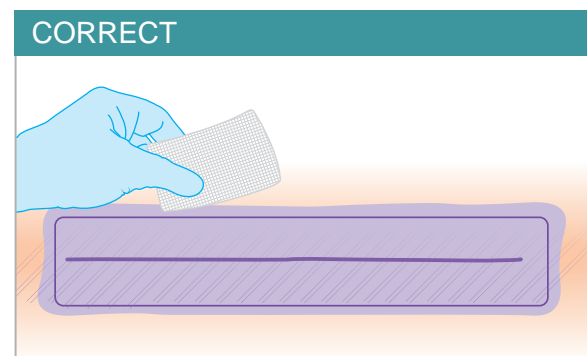
STEP 1

Using the adhesive applicator, spread the liquid adhesive smoothly and evenly over the entire mesh, covering only a small margin of surrounding skin.



STEP 2

Using sterile gauze, quickly wipe away any excess liquid adhesive that has run off of the mesh.



For complete indications, contraindications, warnings, precautions, and adverse reactions, please reference full package insert.

The recommendations above are intended to help reduce the incidence of skin reactions when using DERMABOND® PRINEO® Skin Closure System, but the potential for these events still exists.